VECTORWORKS EDUCATIONAL VERSION

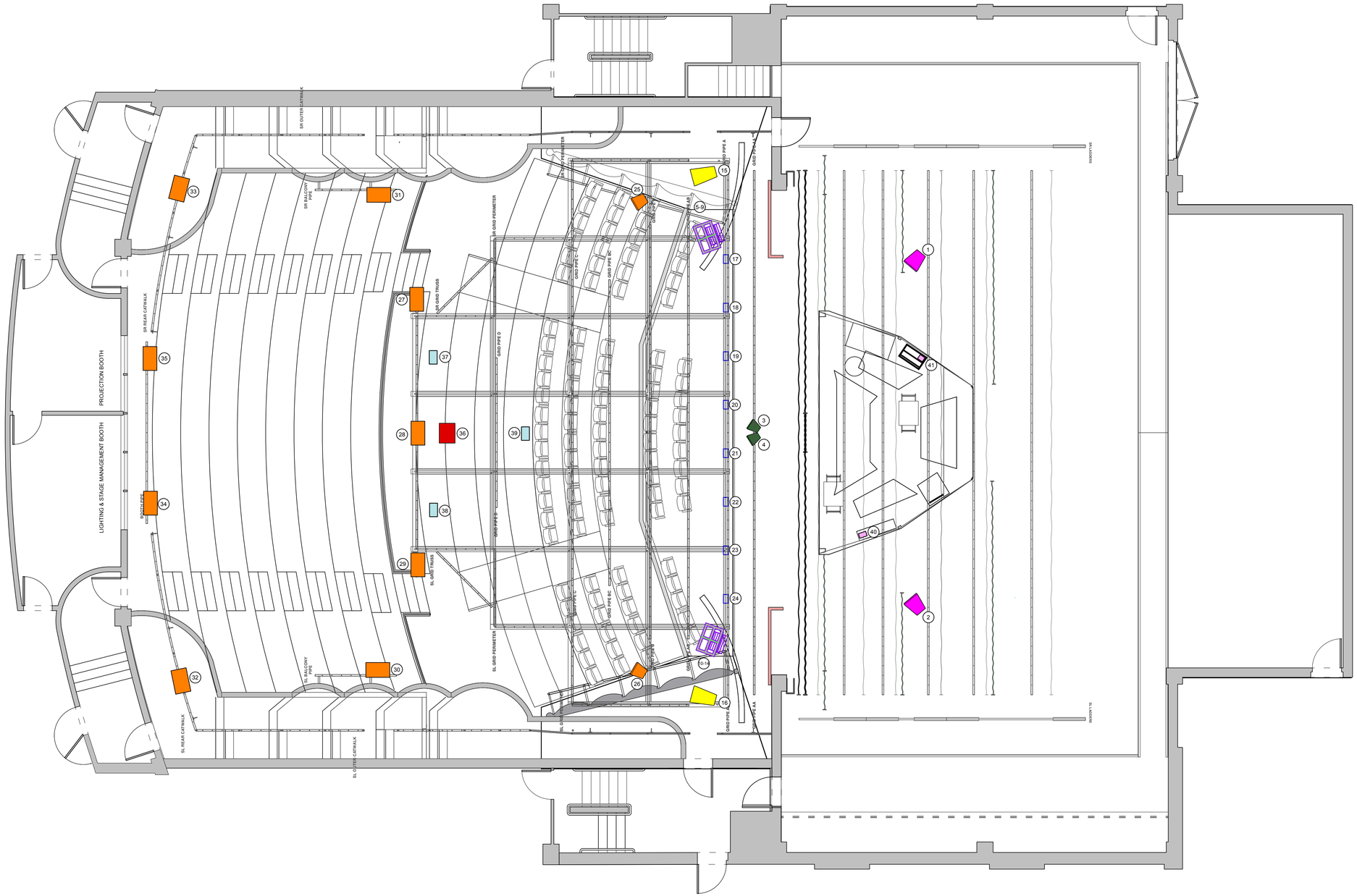

VECTORWORKS EDUCATIONAL VERSION

X by Alistair McDowall

TOP/PLAN

PRODUCTION TEAM

DIRECTOR:	MATTHEW KEREAMA
SOUND DESIGNER:	SABINA MARIAM ALI
ASST. SOUND ENGINEER:	ARLO ROWE
MEDIA DESIGNER:	MEI YU
LIGHTING DESIGNER:	JOJO GAGLIANO
SCENIC DESIGNER:	HELEN MALEENY
COSTUME DESIGNER:	JACK NUCIFORO

LEGEND

- EAW UB12
- Meyer CQ2
- Meyer UPA-1P
- Meyer PSW4
- Yamaha DZR10
- EAW SB180
- EAW JF60
- JBL AC15
- JBL Vertec

THE IMPICATION OF THIS DESIGN MUST COMPLY WITH THE MOST STRINGENT APPLICABLE FEDERAL AND LOCAL SAFETY AND FIRE CODES.
THIS DRAWIING REPRESENTS DESIGN INTENT AND VISUAL CONCEPTS ONLY. THE DESIGNER IS UNQUALIFIED TO DETERMINE STRUCTURAL APPROPRIATENESS OF THIS DESIGN AND WILL NOT ASSUME RESPONSIBILITY FOR IMPROPER ENGINEERING, CONSTRUCTION, IMPREMENTATION, HANDELING OR USE OF THE ELEMENTS OF THIS DESIGN.

SHEET #

1

of

3

VECTORWORKS EDUCATIONAL VERSION

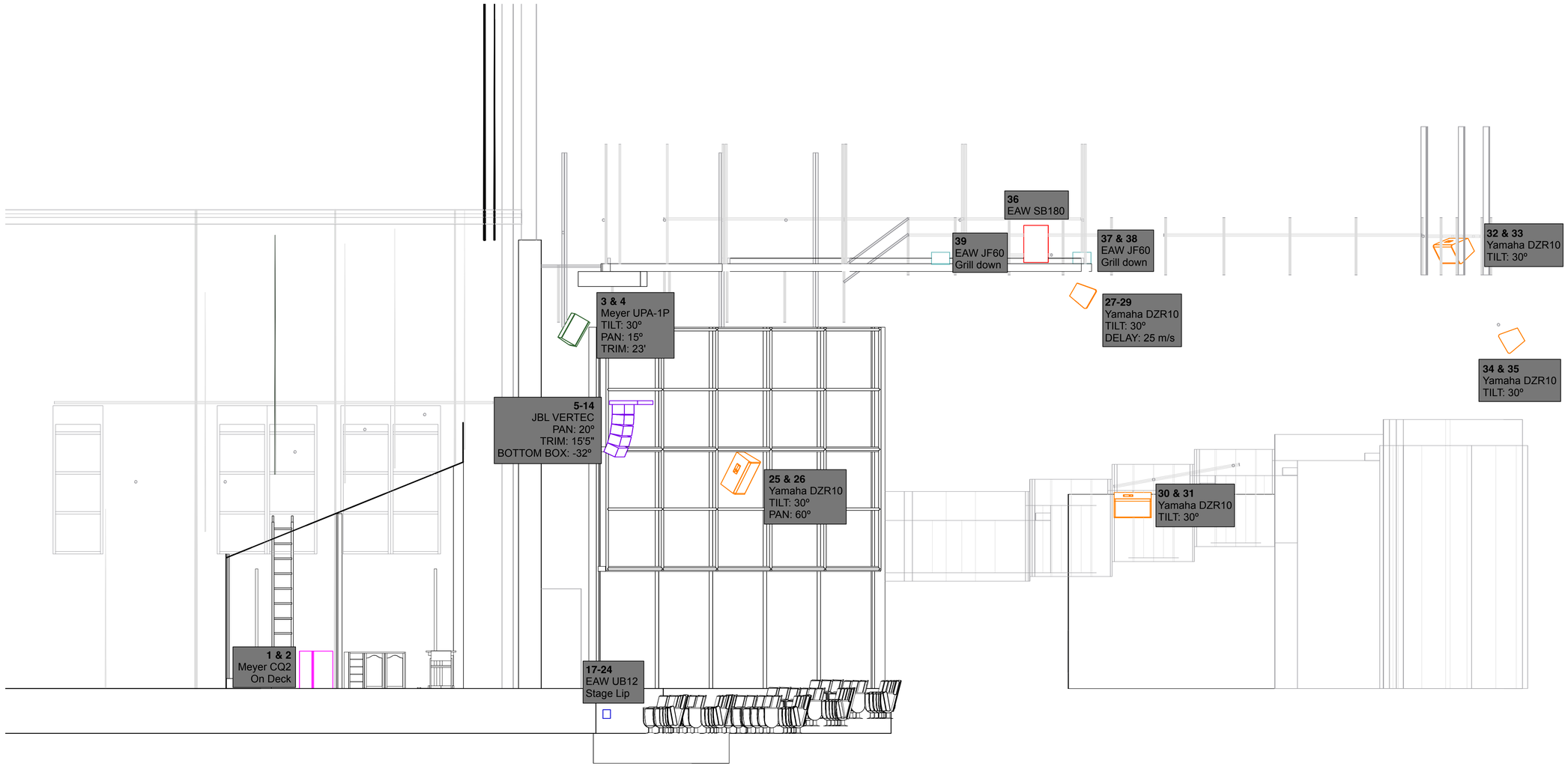

X by Alistair McDowall

SECTION

PRODUCTION TEAM

DIRECTOR:	MATTHEW KEREAMA
SOUND DESIGNER:	SABINA MARIAM ALI
ASST. SOUND ENGINEER:	ARLO ROWE
MEDIA DESIGNER:	MEI YU
LIGHTING DESIGNER:	JOJO GAGLIANO
SCENIC DESIGNER:	HELEN MALEENY
COSTUME DESIGNER:	JACK NUCIFORO

LEGEND

- EAW UB12
- Meyer CQ2
- Meyer UPA-1P
- Meyer PSW4
- Yamaha DZR10
- EAW SB180
- EAW JF60
- JBL AC15
- JBL Vertec

THE IMPICATION OF THIS DESIGN MUST COMPLY WITH THE MOST STRINGENT APPLICABLE FEDERAL AND LOCAL SAFETY AND FIRE CODES.
THIS DRAWIING REPRESENTS DESIGN INTENT AND VISUAL CONCEPTS ONLY. THE DESIGNER IS UNQUALIFIED TO DETERMINE STRUCTURAL APPROPRIATENESS OF THIS DESIGN AND WILL NOT ASSUME RESPONSIBILITY FOR IMPROPER ENGINEERING, CONSTRUCTION, IMPREMENTATION, HANDELING OR USE OF THE ELEMENTS OF THIS DESIGN.

SHEET #

2

of

3

VECTORWORKS EDUCATIONAL VERSION

VECTORWORKS EDUCATIONAL VERSION

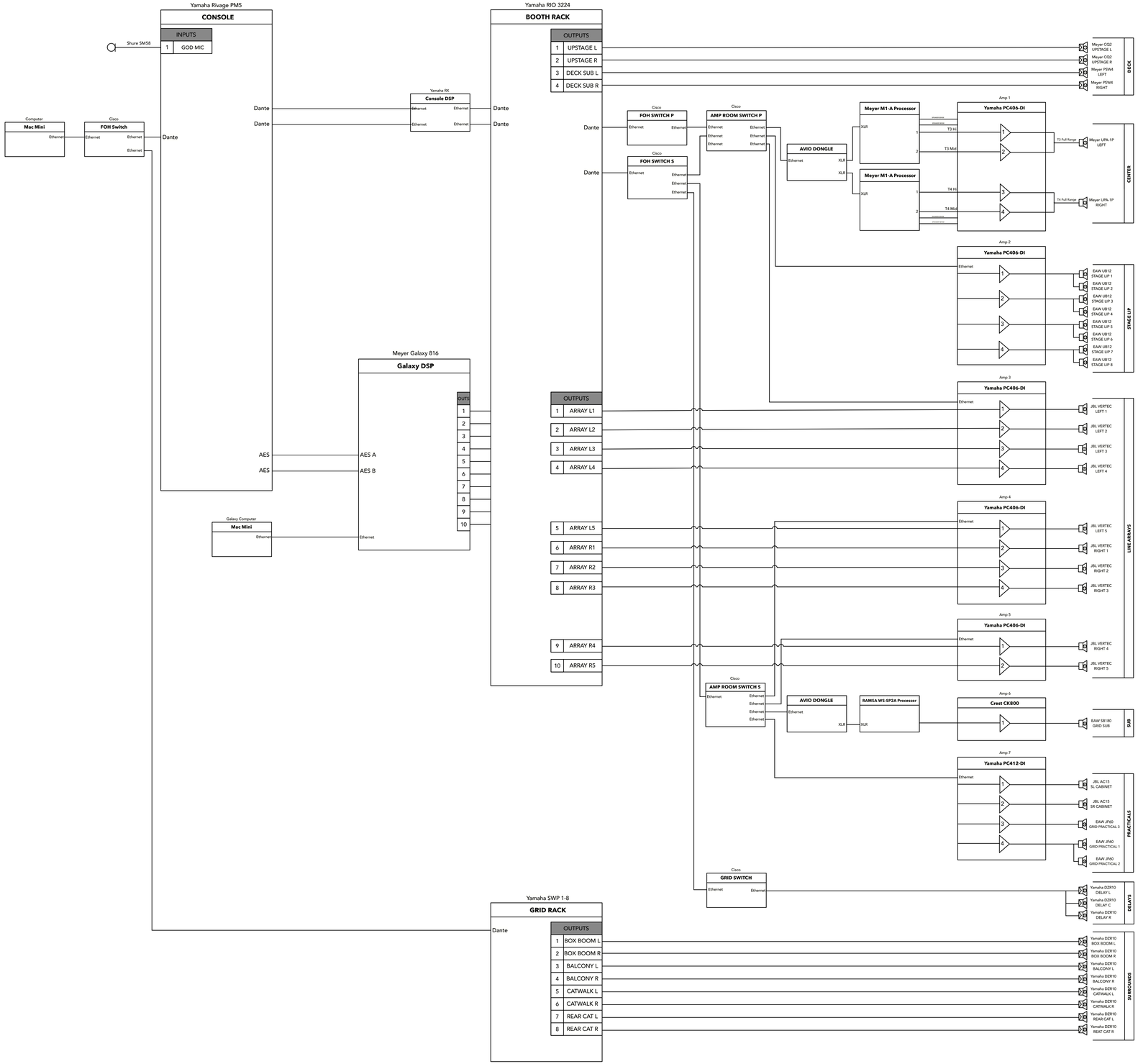

X by Alistair McDowall

SIGNAL FLOW

PRODUCTION TEAM

DIRECTOR:	MATTHEW KEREAMA
SOUND DESIGNER:	SABINA MARIAM ALI
ASST. SOUND ENGINEER:	ARLO ROWE
MEDIA DESIGNER:	MEI YU
LIGHTING DESIGNER:	JOJO GAGLIANO
SCENIC DESIGNER:	HELEN MALEENY
COSTUME DESIGNER:	JACK NUCIFORO

LEGEND

THE IMPICATION OF THIS DESIGN MUST COMPLY WITH THE MOST STRINGENT APPLICABLE FEDERAL AND LOCAL SAFETY AND FIRE CODES.
THIS DRAWIING REPRESENTS DESIGN INTENT AND VISUAL CONCEPTS ONLY. THE DESIGNER IS UNQUALIFIED TO DETERMINE STRUCTURAL APPROPRIATENESS OF THIS DESIGN AND WILL NOT ASSUME RESPONSIBILITY FOR IMPROPER ENGINEERING, CONSTRUCTION, IMPREMENTATION, HANDELING OR USE OF THE ELEMENTS OF THIS DESIGN.

SHEET

3

of

3

VECTORWORKS EDUCATIONAL VERSION

VECTORWORKS EDUCATIONAL VERSION

JBL Line Array Calculator II

Copyright © 2010-2013 JBL Professional by HARMAN

Project:	
Qty of Boxes:	5
Front/Single Attach Point:	
Rear/Bottom Attachment Point:	
Reverse Top Frame:	No
Single Point Suspend:	Yes
Top Frame Type:	AF
Ext. Bar Attachment:	
Bottom Frame Type:	No Frame
Top Box Sight Angle:	-6.4°
Bottom Box Sight Angle:	-54.4°

Total Array Size:	3.3 ft
Total Array Depth:	2.3 ft
Front Point Load at Trim:	
Rear Point Load at Trim:	
Total Weight:	204 lbs
Attachment Span:	
Highest Point Elevation:	19.0 ft
Elevation to Bottom of Array:	15.7 ft

Hinge Bar Attachment Points:

	Upper Pin	Lower Pin		
Top Frame to Box #1:	BLOCK*	2	**Box #1:**	VT4886
Box #1 to Box #2:	8	6	**Box #2:**	VT4886
Box #2 to Box #3:	12	10	**Box #3:**	VT4886
Box #3 to Box #4:	15	15	**Box #4:**	VT4886
Box #4 to Box #5:	15	15	**Box #5:**	VT4886
Box #5 to Box #6:			**Box #6:**	
Box #6 to Box #7:			**Box #7:**	
Box #7 to Box #8:			**Box #8:**	
Box #8 to Box #9:			**Box #9:**	
Box #9 to Box #10:			**Box #10:**	
Box #10 to Box #11:			**Box #11:**	
Box #11 to Box #12:			**Box #12:**	
Box #12 to Box #13:			**Box #13:**	
Box #13 to Box #14:			**Box #14:**	
Box #14 to Box #15:			**Box #15:**	
Box #15 to Box #16:			**Box #16:**	
Box #16 to Box #17:			**Box #17:**	
Box #17 to Box #18:			**Box #18:**	
Box #18 to Box #19:			**Box #19:**	
Box #19 to Box #20:			**Box #20:**	
Box #20 to Box #21:			**Box #21:**	
Box #21 to Box #22:			**Box #22:**	
Box #22 to Box #23:			**Box #23:**	
Box #23 to Box #24:			**Box #24:**	
Last Box to Bottom Frame:				

Top Frame Attachment Location

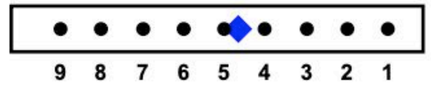

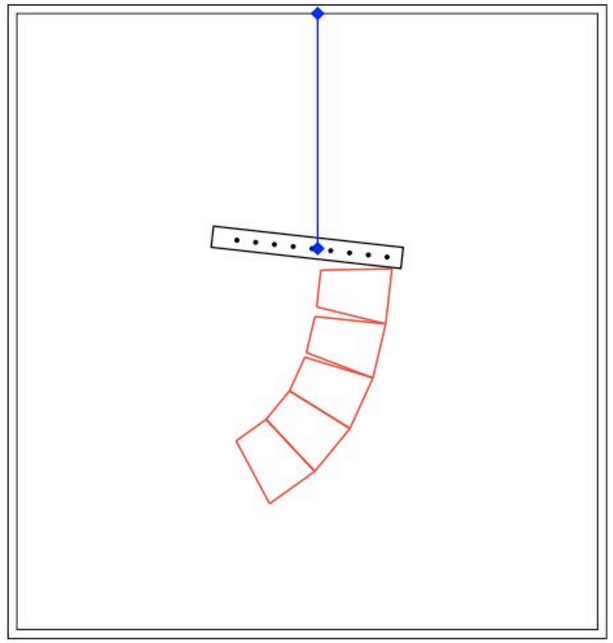

Notes:

Double - point suspension with even load distribution on array frame is recommended for minimized risk. ANSI Standard E1.8-2005 (LOUDSPEAKER ENCLOSURES INTENDED FOR OVERHEAD SUSPENSION), Section 5.3.4 specifies minimum 5:1 design factor. Consult a qualified rigger.

VECTORWORKS EDUCATIONAL VERSION